






E-generator

-  LED
-  Triple ports spray
-  Internal water spray
-  Sterilizable up to 135°C
-  Thermo washer disinfectable

MIDWEST 4-Hole Connection



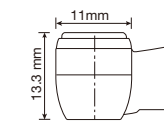
Model: JM-181S M4



BORDEN 2-Hole Connection



Model: JM-181S M4





Mini Head

Technical Data

Colour temperature(K)	5,500
Brightness(LUX)	25,500
Head Size(Width x Height)	11 x 13.3mm
Drive Air Pressure(Mpa)	0.25-0.3
Power(WATT)	22
Speed(RPM)	300,000
Rotary Instruments	FG burs according to EN ISO 1797-1:2011
Ø / max. length(MM)	1.6 / 25
Water Spray	Triple Ports

Spare Part

		Mini Head	Surgical Head
	EC Bearing	Model: RD-M-EC	Model: RD-45-EC
	Back Cap	Model: SP-RD-HCM	Model: SP-RD-HC45



Fiber Optic



Fiber Optic

NSK Mach® Connection



Model: JM-186NS



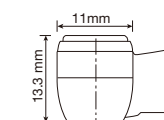
KAVO® Connection



Model: JM-186S





Technical Data



Fiber Optic

Colour temperature(K)	5,500
Brightness(LUX)	25,500
Head Size(Width x Height)	11.0 x 13.3mm
Drive Air Pressure(Mpa)	0.25 - 0.3
Power(WATT)	Max. 22
Speed(RPM)	300,000
Rotary Instruments	FG burs according to ISO 1797-1:2011
Ø / max. length(MM)	1.6 / 25
Water Spray	Triple spray

Spare Part

	EC Bearing	Model: RD-M-EC
	Back Cap	Model: SP-RD-HCM

RD-3 Series

**Triple Water Spray,
better cooling!**



NSK Mach® Connection



Model: **JM-183NS**



KAVO® Connection



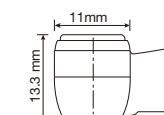
Model: **JM-183KS**



MIDWEST 4-Hole/BORDEN 2-Hole Connection



Model: **JM-183S**





Technical Data

Non-Optic

Head Size(Width x Height)	11.0 x 13.3mm
Drive Air Pressure(Mpa)	0.25 - 0.3
Power(WATT)	Max. 22
Speed(RPM)	300,000
Rotary Instruments	FG burs according to ISO 1797-1:2011
Ø / max. length(MM)	1.6 / 25
Water Spray	Triple spray


Spare Part

	EC Bearing	Model: RD-M-EC
	Back Cap	Model: SP-RD-HCM

45° With Light Series

It provides excellent accessibility, and visibility to make stress-free treatment a reality.

45° head handpieces features 22W of cutting power for faster preparation and rear exhaust to help increase patient safety. With its unique angled head, enhanced access is simple. Experience for yourself, the difference between ordinary and extraordinary.



E-generator

MIDWEST 4-Hole Connection



Model: **JM-45L**



Fiber Optic

NSK Mach® Connection



Model: **JM-45N**

KAVO® Connection

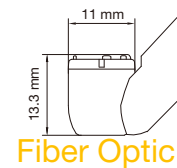


Model: **JM-45K**

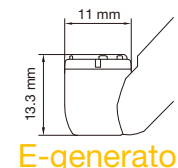


Technical Data

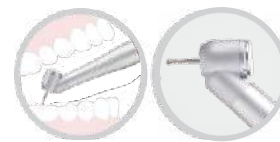
Colour temperature(K)	5,500	5,500
Brightness(LUX)	5900	25,500
Head Size(Width x Height)	11 x 13.3mm	11 x 13.3mm
Drive Air Pressure(Mpa)	0.25-0.3	0.25-0.3
Power(WATT)	22	22
Speed(RPM)	300,000	300,000
Rotary Instruments	FG burs according to EN ISO 1797-1:2011	FG burs according to EN ISO 1797-1:2011
Ø / max. length(MM)	1.6 / 25	1.6 / 25
Water Spray	Triple Ports	Triple Ports



Fiber Optic



E-generator



Spare Part

	EC Bearing	Model: RD-45-EC
	Back Cap	Model: SP-RD-HC45



KAVO® Coupler



6-Hole
Model: **JM-186KQC**

NSK Mach® Coupler



6-Hole
Model: **JM-186NQC**

KAVO® Coupler



4-Hole
Model: **JM-182KQC**

NSK Mach® Coupler



4-Hole
Model: **JM-182NQC**

Handpiece Accessory

	Model: SP-RD S10 (For 2 Hole)		Model: SP-RD S9 (For 4 Hole)		Model: SP-RD S11 (For 6 Hole)
	Model: SP-OR 01 (For NSK Handpiece)		Model: SP-LB 01		Model: SP-RD S21
	Model: SP-OR 04 (For KAVO Couple)		Model: SP-RD S6 (For NSK Mach Connection)		Model: SP-RD S3 (For KAVO Connection)
	Model: SP-RD S1 (For M4/B2/Spindle)				

Low-Speed Handpiece



Low-Speed Handpiece

Air Motor

6-Hole Connection



Internal water spray LED Optic E-Type

Model: **YML01**



MIDWEST 4-Hole Connection



Internal water spray E-Type

Model: **YM07**



MIDWEST 4-Hole Connection



External water spray E-Type

Model: **YM02**



BORDEN 2-Hole Connection



External water spray E-Type

Model: **YM01**



Straight Handpiece

Fiber Optic



Max 40,000rpm
Internal Water Spray
1:1

Model: YS03

Non-Optic



Max 40,000rpm
Internal Water Spray
1:1

Model: YS02

No Water Type



Max 40,000rpm
No Water Spray
1:1

Model: YS01

Contra Angle

Push Button



No Spray
Push Button
1:1 CA Bur

Model: YC06

Contra Angle

Fiber Optic



Optic
Internal water spray
Push Button
1:1 CA Bur

Model: YC13

Non-Optic



Internal water spray
Push Button
1:1 CA Bur

Model: YC12

Latch Type



No Spray
Latch Type
1:1 CA Bur

Model: YC01

Contra Angle Head



Max 40,000rpm
Push Button
1:1 CA Bur

Model: XT1



Max 40,000rpm
Latch Type
1:1 CA Bur

Model: CA1



Max 40,000rpm
Push Button
1:1 CA Bur

Model: CP1



Fiber Optic Lowspeed Kit 6-Hole



Internal Water Route
Low-Speed Handpiece Kit
Contra-angle: Push-button
Straight: Wrench
Fiber-optic
1:1
Model : PM-LOW01 KT9



Non-Optic Internal Water Lowspeed Kit 4-Hole



Non-Optic
Internal water spray
Low-Speed Handpiece Kit
Contra-angle: Push-button
Straight: Wrench
Model : PM-LOW01 KT8



Latch Type External Water Lowspeed Kit



4 Hole: External Water Spray
Latch Type
Model: PM-LOW01 KT6



2 Hole: External Water Spray
Latch Type
Model: PM-LOW01 KT5



Spare Part

	Model:SP-LOW 21		Model:SP-LOW 31		Model:SP-LOW 11
	Model:SP-LOW 01 (For CA001 Head)		Model:SP-LOW 02 (For CB001 Head)		Model:SP-LOW 03 (For HC001 Head)
	Model:SP-LOW 04 (For LC001 Head)		Model:SP-LOW 05 (For LW001 Head)		